



colegio
SAN JOSÉ
DE CALASANZ
Educación Infantil



GO AWAY BIG GREEN MONSTER

5 AÑOS



colegio

SAN JOSÉ
DE CALASANZ

Educación Infantil

LESSON 1

MATERIALS:

- Book "Go away Big Green Monster"

VOCABULARY:

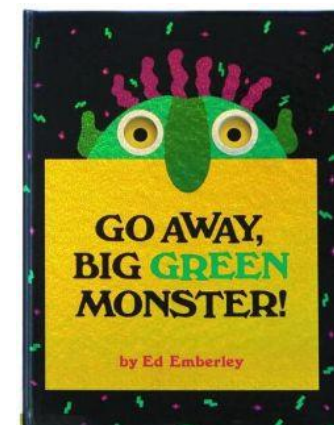
- Parts of the face
- Colours

HOW TO DO IT:

- Introduce the story (Magic box). Make questions about the parts of the face
- Tell the story
- Ask questions about the story

STRUCTURE:

- What...?
- How many...
- Touch...





LESSON 2

MATERIALS:

- Song
 - Go Away! | Super Simple Songs
- Coloured card
- Glue
- Scissors

VOCABULARY:

- Card
- Colours
- Glue
- Scissors
- Emotions

HOW TO DO IT:

- Sing the song with mimics
- Make the monster mask
 - Cut out the different parts of the face
 - Glue them

STRUCTURE:

- Let's sing the song!
- Cut...
- Glue...
- How many?
- Are you...?
- How do you feel?





colegio

SAN JOSÉ
DE CALASANZ

Educación Infantil

LESSON 3

MATERIALS:

- Coloured card
- Scissors
- Glue

VOCABULARY:

- Colors
- Glue
- Card

HOW TO DO IT:

- Make their own monster to decorate the English Corner
 - Cut the different parts of the face
 - Glue them on a black card

STRUCTURE:

- Glue...
- Take the...
- Tidy up!





colegio

SAN JOSÉ
DE CALASANZ

Educación Infantil

LESSON 4

MATERIALS:

- Song
 - Body Parts
 - Pieces of the face

HOW TO DO IT:

- Sing the song with mimics
- Make a monster in groups
 - The teacher will give the children the instructions
 - Each group will have different pieces of the face
 - They will create the monster following the instructions

VOCABULARY:

- Parts of the body
- Colours
- Shapes
- Size
- Numbers

STRUCTURE:

- Follow the instructions
- How many...?
- Put...





LESSON 5

MATERIALS:

- Magazines
- Scissors
- Glue

VOCABULARY:

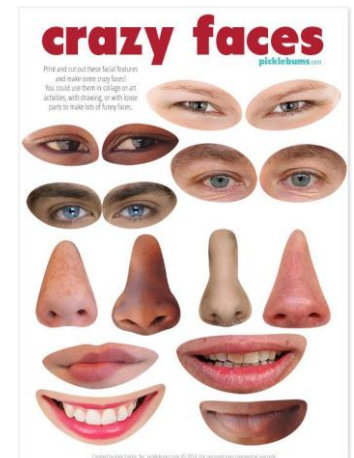
- Scissors
- Glue
- Parts of the body

HOW TO DO IT:

- Make a collage with different parts of the body

STRUCTURE:

- Look for...
- Glue...
- Cut...
- Find...
- What is missing?





LESSON 6

MATERIALS:

- Song
 - "Feelings" - Emotions song for children by Patty Shukla Fun Facial Expressions
- Bingo
- Sticker

HOW TO DO IT:


- Sing the song with mimics
- Play bingo

VOCABULARY:

- Feelings

STRUCTURE:

- Let's sing the song!
- Bingo!
- Put a sticker on...





LESSON 7

MATERIALS:

- Song
 - The Shape Song #1 | Super Simple Songs
- Bingo
- Stickers

HOW TO DO IT:

- Sing the song
- Play bingo with the shapes


VOCABULARY:

- Circle
- Diamond
- Square
- Heart

STRUCTURE:

- Bingo!
- Put a sticker on...

Shape Bingo





LESSON 8

MATERIALS:

- Pictures of different shapes
- Paper
- Scissors
- Glue

HOW TO DO IT:


- Cut the shapes
- The children will have to match the partners.
- Make a shapes book

VOCABULARY:

- Shapes
- Objects
- Food
- Scissors
- Glue

STRUCTURE:

- This is a...
- This... is a...
- What is this?
- What shape is this?
- Cut...
- Glue...





colegio

SAN JOSÉ
DE CALASANZ

Educación Infantil

LESSON 9

MATERIALS:

- Biscuits
- Cream cheese
- Black olives
- Tomato (cherry)
- Corn
- Carrot
- Knives

HOW TO DO IT:

- Make the recipe

<http://aulateadelossoles.blogspot.com.es/2014/11/adaptando-cuentos-fuera-de-aqui.html>

VOCABULARY:

- Biscuits
- Cream cheese
- Black olives
- Tomato (cherry)
- Corn
- Carrot

STRUCTURE:

- Let's make a recipe!
- Spread the cream cheese
- Put...

